



# Local Public Health Preparedness Landscape

*Findings from the 2022  
Preparedness Profile*

Questions may be submitted/upvoted  
via the Q&A box.

**This webinar is being recorded.**

**NACCHO**

National Association of County & City Health Officials

# Agenda

---

Introductions

---

Background

---

Methods

---

Results highlights & Recommendations

---

Discussion and Q&A

# Introductions

## National Association of County and City Health Officials (NACCHO)

- Laura Biesiadecki, MSPH, Senior Director for Preparedness
- Deise Galan, MPH, DrPH, Lead Analyst, Preparedness and EH
- Krishna Patel, MPH, DrPH, Lead Survey & Research Analyst

## Kent County Health Department, MI

- Karla Black, PhD, MEP, PEM, REHS, Deputy Administrative Health Officer

## DuPage County Health Department, IL

- Christopher Hoff, MPH, Deputy Director, Public Health

A decorative graphic in the bottom-left corner consisting of several overlapping geometric shapes: a light blue triangle, a grey triangle, a light blue trapezoid, a light orange trapezoid, a dark blue square, and a large orange triangle.

**Background**

# Background: Preparedness

Local health departments (LHDs) play a key role in public health by **preparing** their communities for public health emergencies, **responding** when they occur, and lending support through the **recovery** process.

The COVID-19 pandemic brought to the forefront and underscored the importance of **local public health preparedness** in:

- Quickly responding to emerging threats,
- Protecting the health and safety of their communities, and
- Keeping essential public health services in place during an emergency.

# Background: Preparedness Profile Survey

**Since 2016, NACCHO conducts the Preparedness Profile study every few years**

**Purpose:** Gather information about preparedness trends and emerging issues at LHDs to inform priorities at the local, state, and national levels, and provide a foundation for future public health preparedness initiatives

**Topics:** LHD workforce, partnerships, populations served, level of concern and preparation for threats, administrative preparedness, activities, and trainings



# Methods

# Methods: Design

## Study Population:

- Local health departments (LHDs) in the U.S.
- LHD size of jurisdiction:
  - Small LHDs <50,000 population;
  - Medium LHDs 50,000-499,999 population;
  - Large LHDs 500,000+ population

## Preparedness topics:

- Topics were selected based on core preparedness capabilities and in consultation with subject-matter experts
  - Key questions show trends across time since 2016
  - Some questions added/removed each year based on key topics in the field



# Methods – Fielding

## Sampling

- Stratified random sample based on size of population served by the LHD
- Sample included 985 LHDs for distribution

## Distribution

- Online through Qualtrics Survey Software™
- Respondents were preparedness coordinators and top executive staff
- Responses collected between April and May 2022

# Methods – Analysis

## Responses

- 375 responses included for analysis; Response rate = 38%

## National estimates:

- Post-stratification weighting allows for national estimation across data
- Statistics: proportions across items; cross tabulations by LHD size; trends across time

## Limitations of survey:

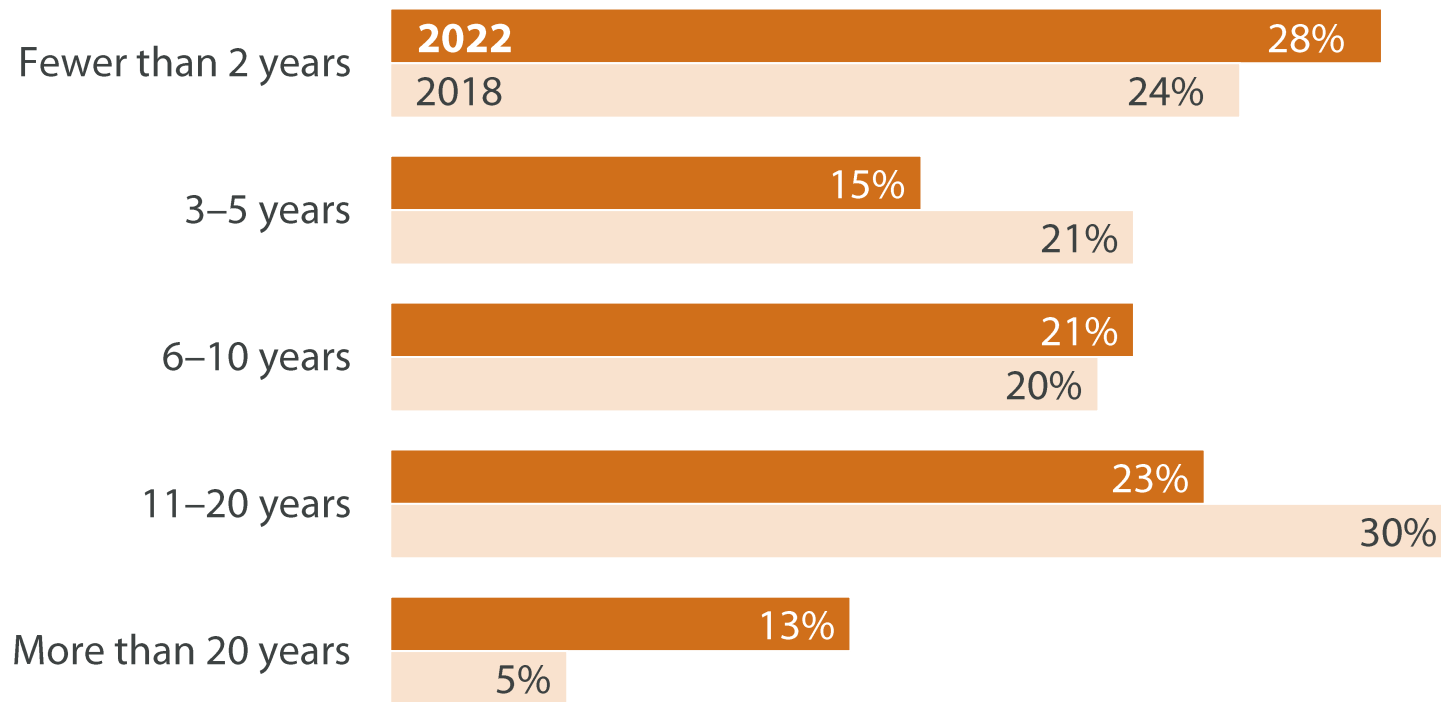
- Self-reported data & not independently verified
- Data may be incomplete, imperfect, or inconsistent
- Non-response bias
- Comparisons and statistics for results are not tested for statistical significance



# **Results Highlights & Recommendations**

# More than half of LHDs reported having a preparedness coordinator or equivalent staff member with at least six years of experience

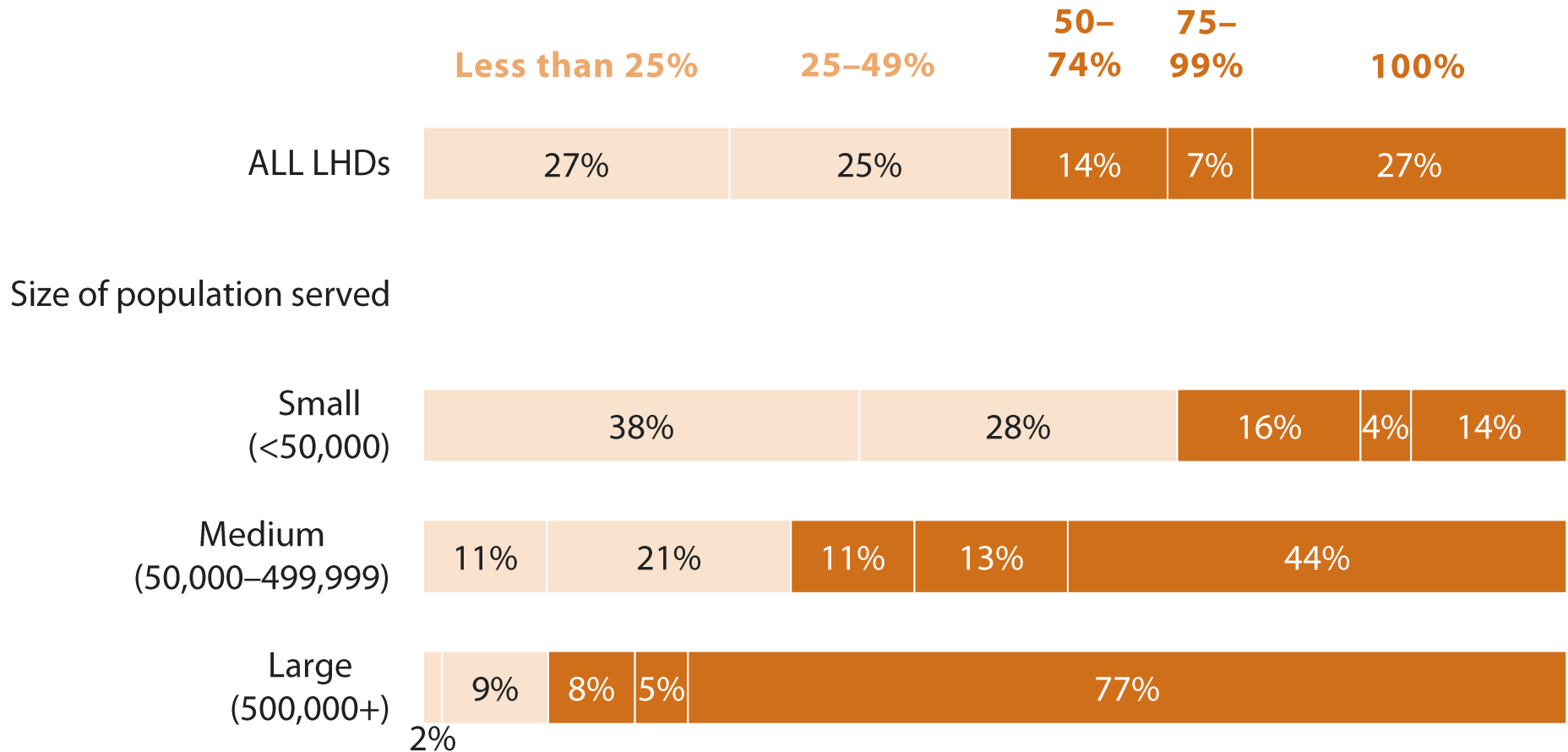
## Percent of LHDs



n(2022)=372  
n(2018)=387

# Approximately half of LHDs have a preparedness coordinator or equivalent that spends more than half of their job duties on preparedness

## Percent of LHDs

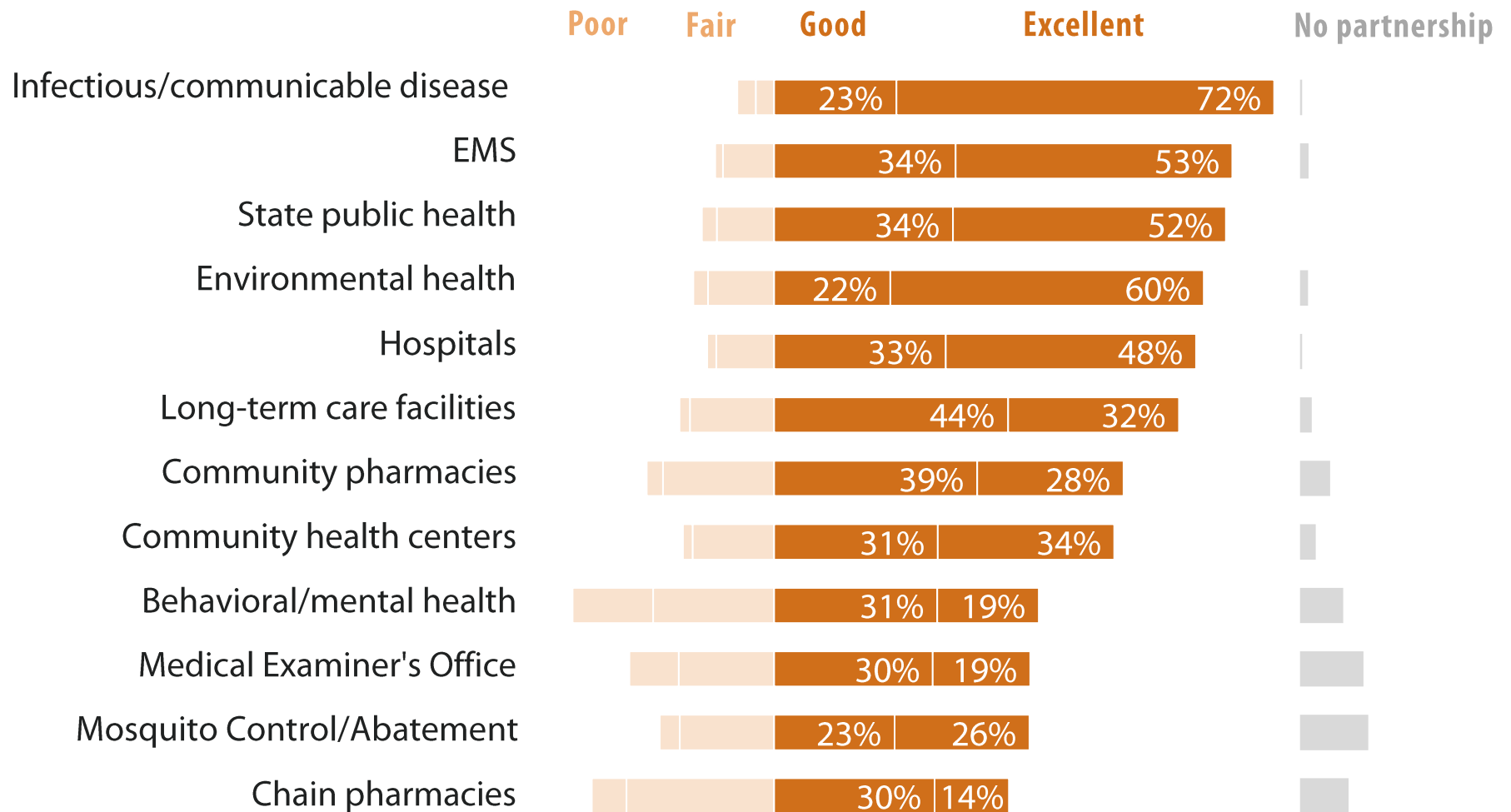


### **Preparedness workforce**

- NACCHO recommends a systematic reinvestment in workforce development and training for LHDs. Opportunities should be targeted to different skill levels, including dedicated resources for disaster mental health.

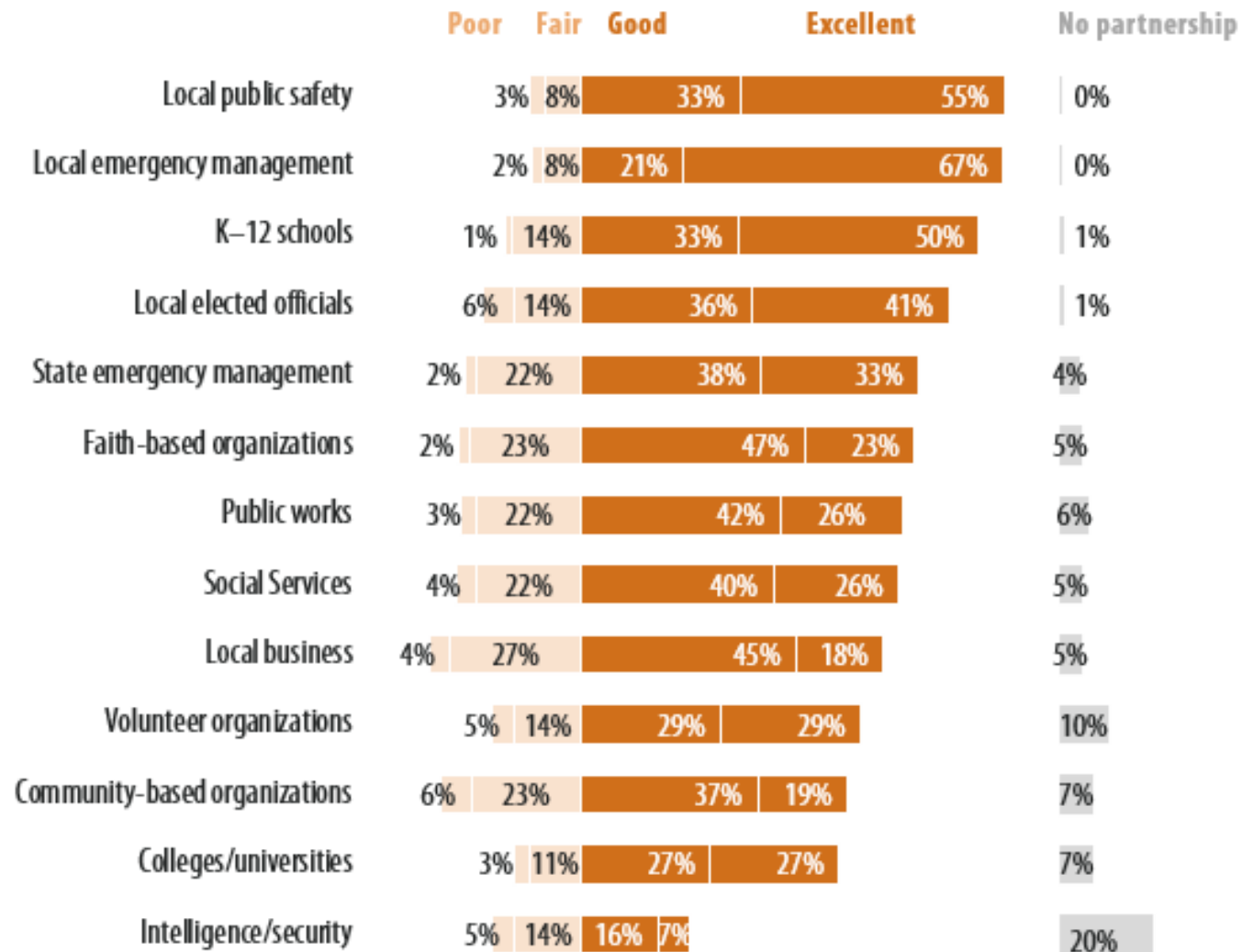
# Most LHDs reported partnering with nearly all the listed public health and healthcare organizations

Percent of LHDs (N/A not displayed)



# Local public safety, local emergency management, and K–12 schools were the most common community and government organizations with which LHDs had strong relationships

Percent of LHDs (N/A not displayed)



n=362–365

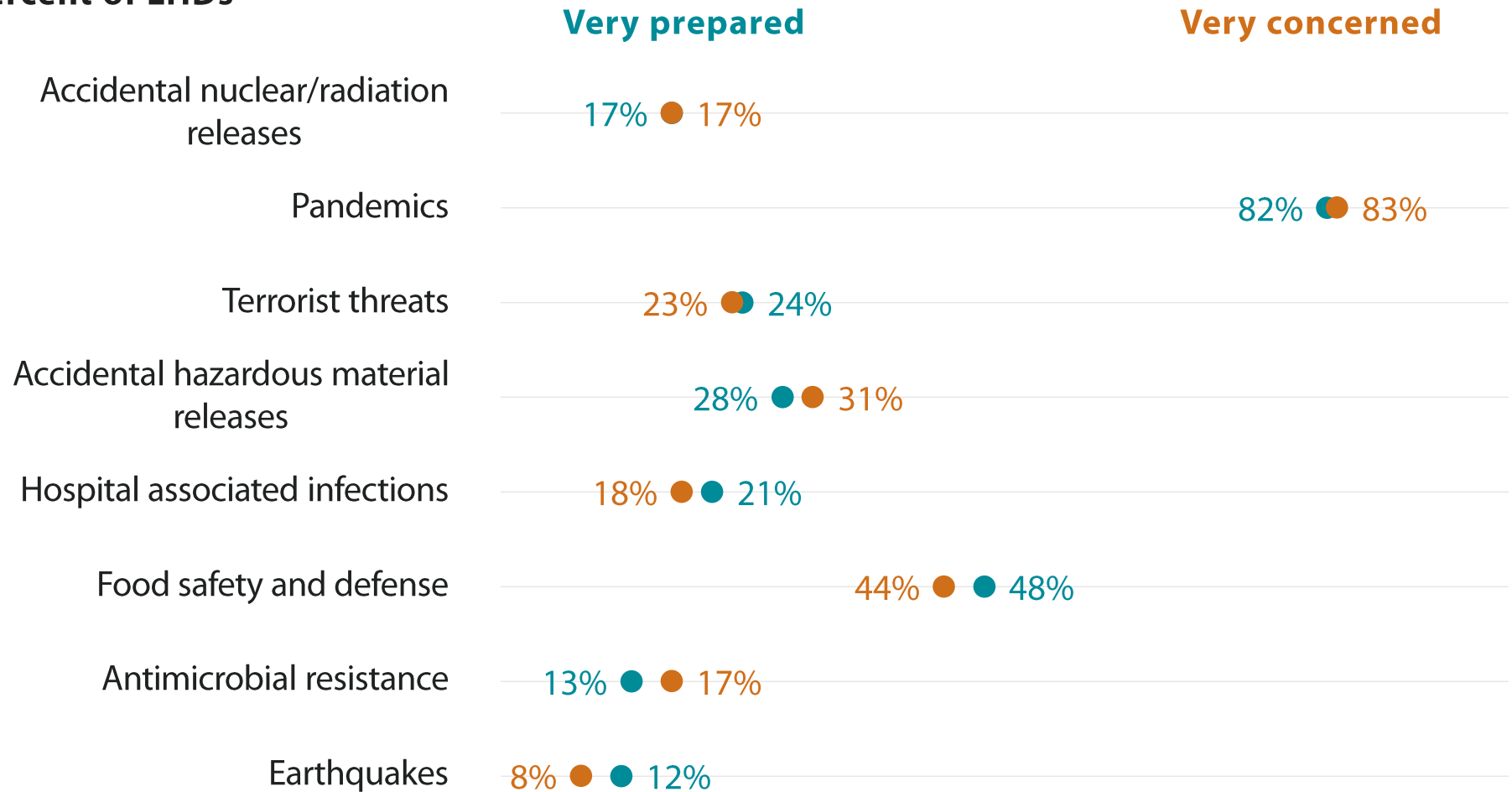


# Partnerships and Coalitions

- NACCHO recommends continued strengthening of partnerships between public health and other sectors that play a key role in preparedness, response, and recovery at the local, state, and national levels, particularly capacity building among different departments within LHDs and local governments

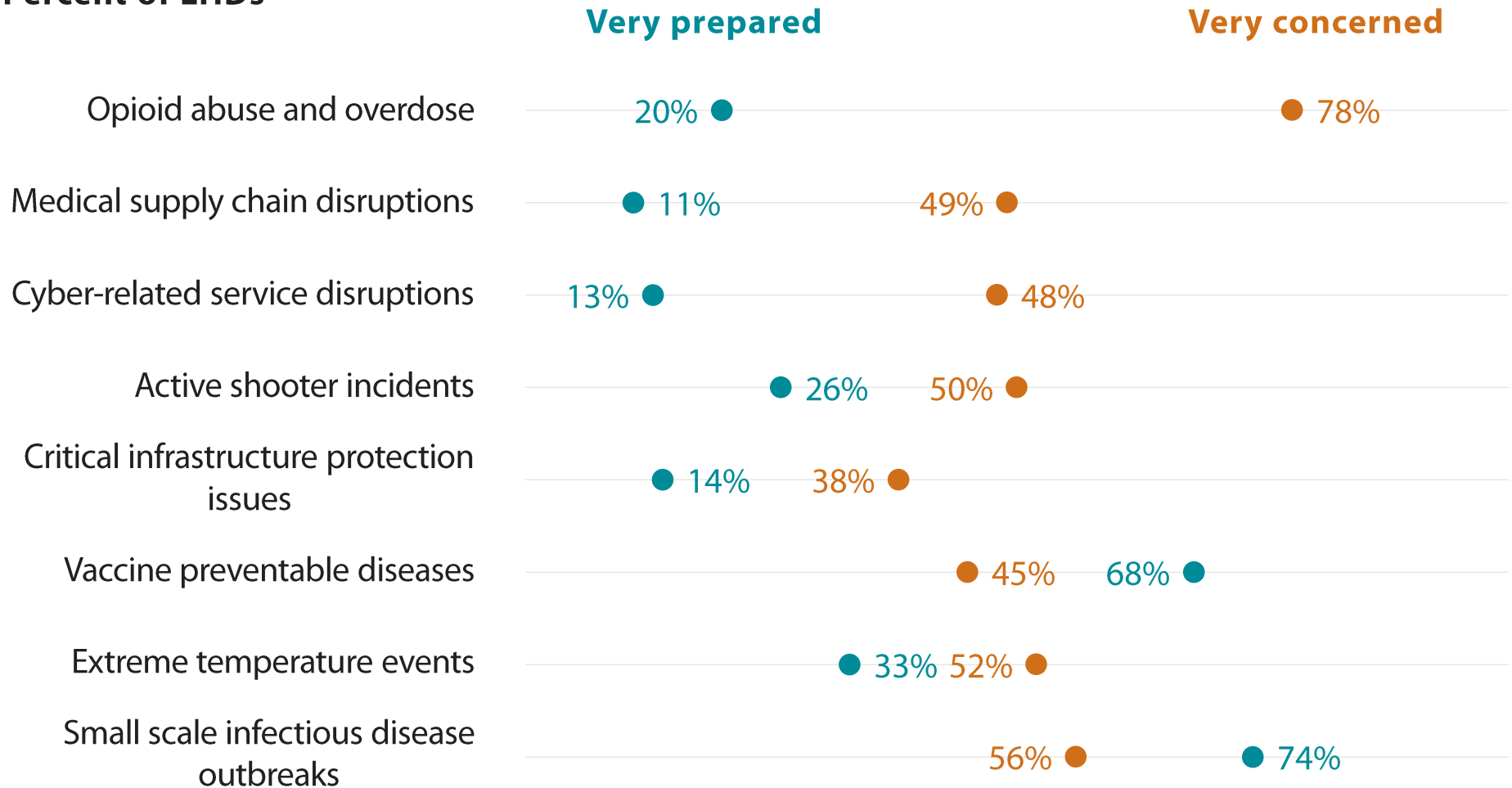
# LHDs reported the smallest difference between feeling very concerned and being very prepared for these threats.

## Percent of LHDs



# LHDs reported the largest difference between feeling very concerned and being very prepared for these threats.

## Percent of LHDs

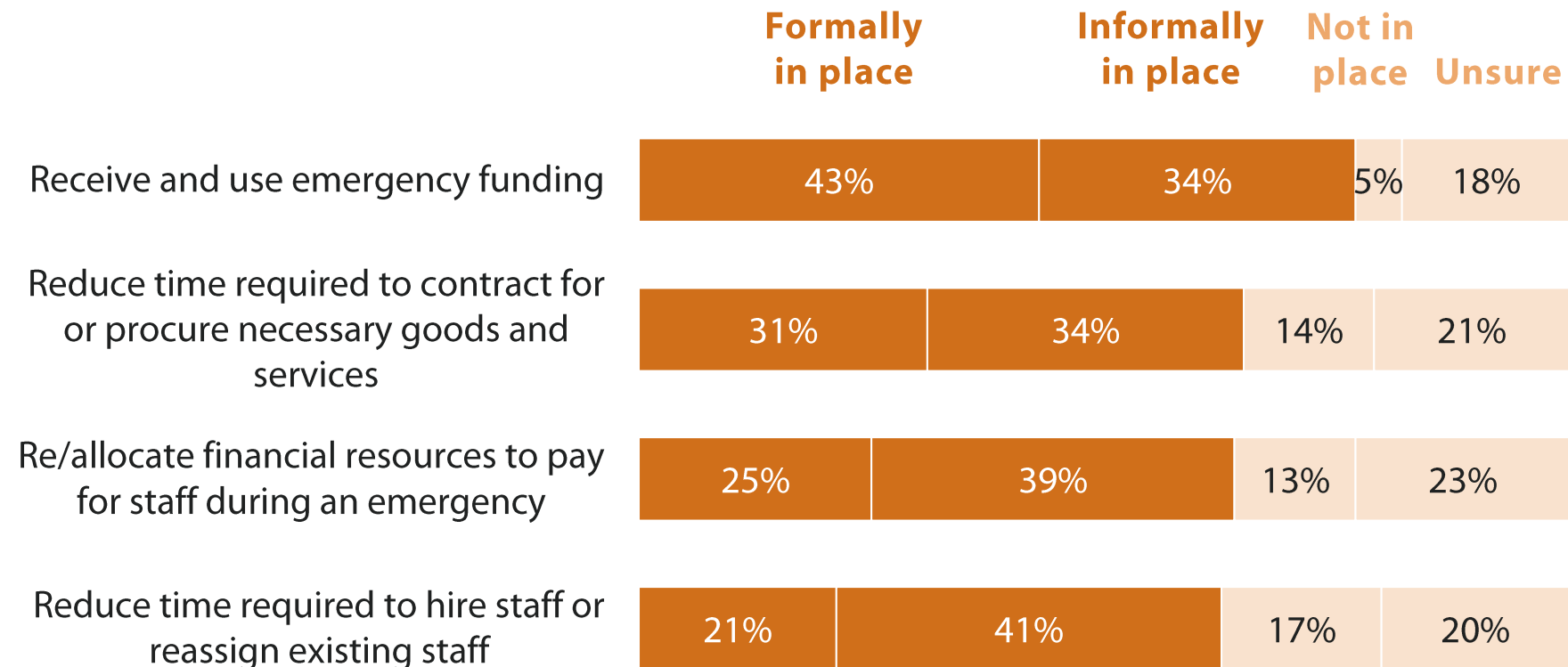


# Preparedness planning

NACCHO recommends that LHDs involve non-preparedness staff and leadership from all departments (e.g., Health Services, Environmental Health, Behavioral Health, Infectious Diseases, Nutrition) in preparedness planning, training, and exercises to increase knowledge sharing and connect resources to enhance preparedness responses.

# Most LHDs indicated having mechanisms in place to address administrative preparedness needs during a public health emergency

## Percent of LHDs

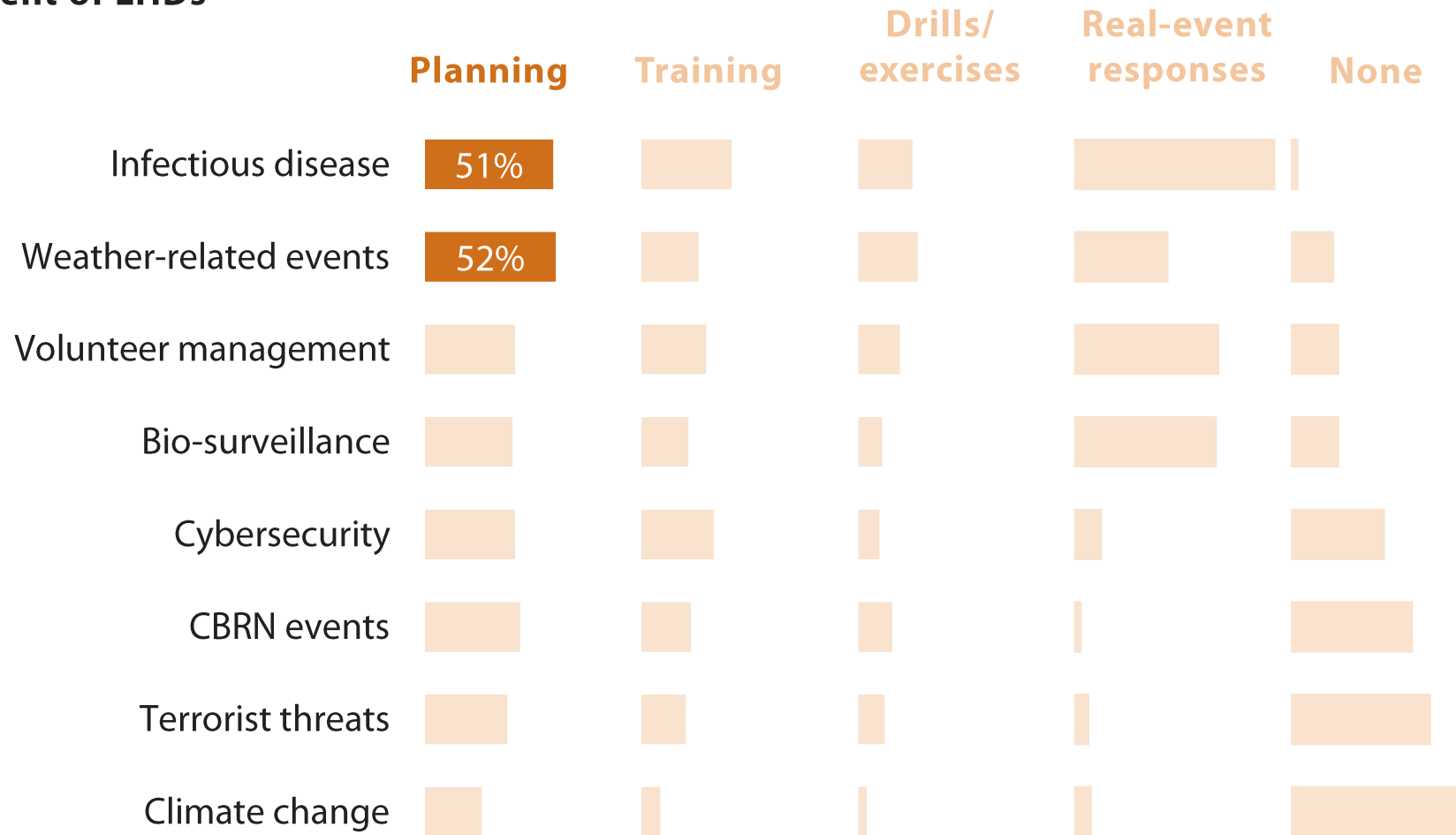


### **Administrative Preparedness**

NACCHO re-commits to working with federal partners to increase awareness of administrative preparedness through training and resource sharing, promoting the establishment of formal administrative procedures at the local level.

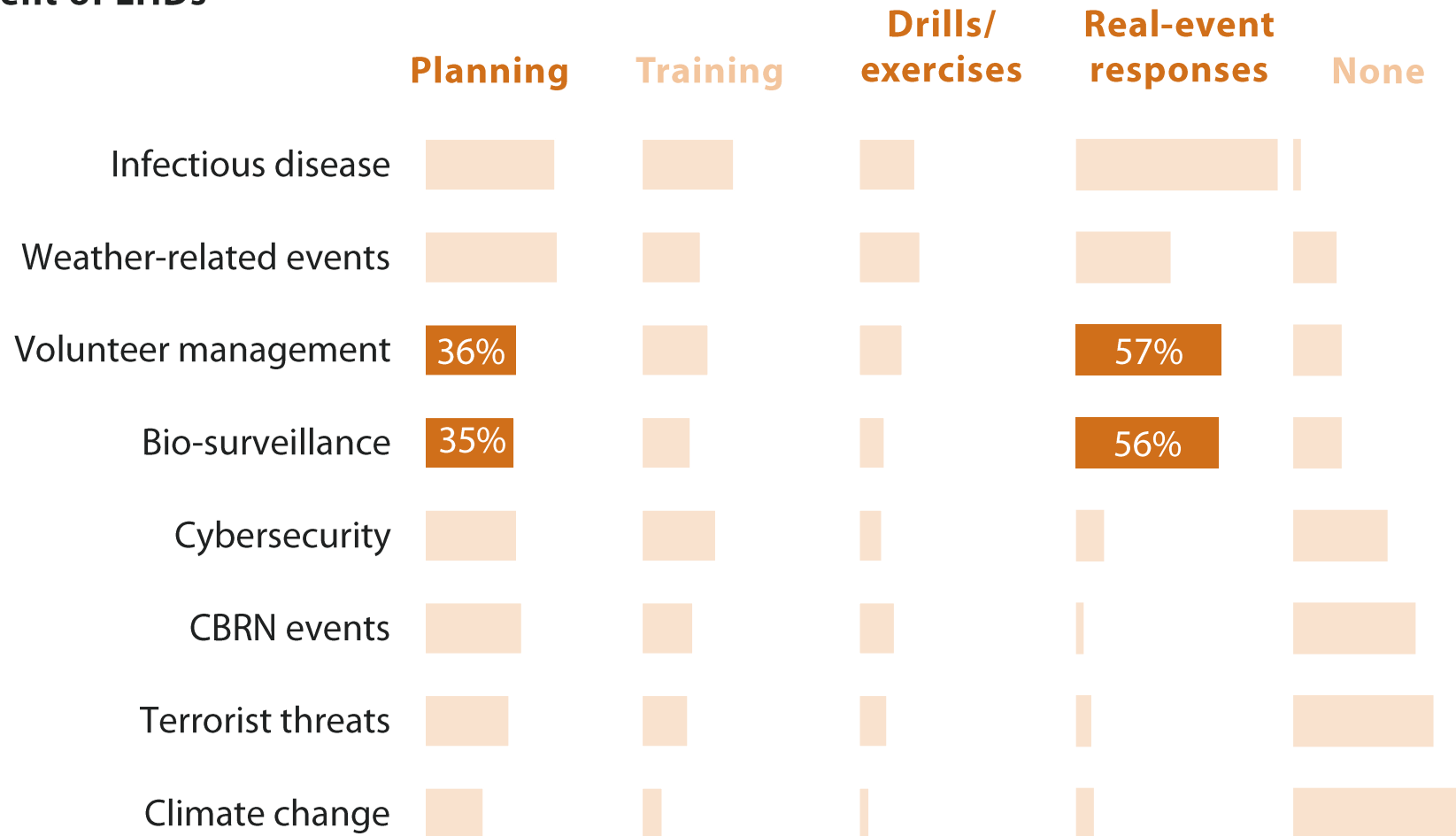
# Activities

## Percent of LHDs



# Activities

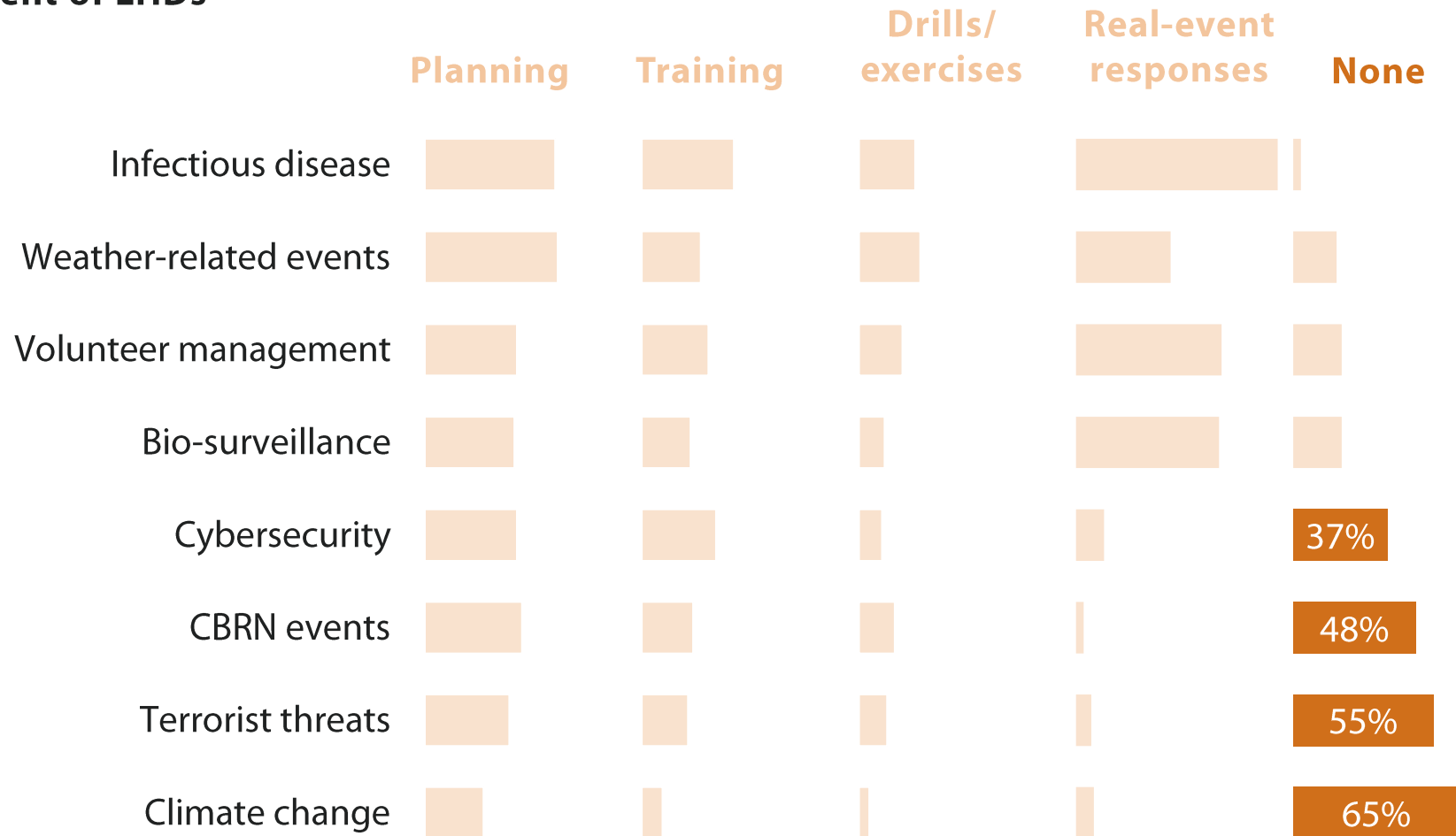
## Percent of LHDs





# Activities

## Percent of LHDs



### **Preparedness Activities**

NACCHO recommends that national, state, and local organizations work together to address national health security threats, particularly those outlined in the National Health Security Strategy, including climate adaptation, supply chain, and cybersecurity.

# Preparedness Profile Report



**Download the full 2022  
Preparedness Profile report!**





# Discussion and Q&A

***Use the Q&A box to submit your questions for the panelists!***



# Thank you!

If you have any additional questions, please  
contact us at [prepprofile@naccho.org](mailto:prepprofile@naccho.org)



**NACCHO**

National Association of County & City Health Officials

# More than half of LHDs reported receiving CARES ACT and/or CARES/5 funds to support their COVID-19 response

## Percent of LHDs

